

TRAVIS COUNTY ESD #3 BOARD MEETING

TABLE OF CONTENTS

April 25, 2022

1. Agenda	page 1
2. Minutes from March 28, 2022	pages 2 – 3
3. Minutes from April 20, 2022	page 4
4. Treasurer’s Report	pages 5 – 15
5. Payments over \$2,000	page 16
6. Sales Tax Statistics	pages 17 – 25
7. Chief’s Monthly Status Report	pages 26 – 31

NOTICE IS HEREBY GIVEN that the Board of Emergency Services Commissioners of Travis County Emergency Services District No. 3 (TCESD3) will hold a regular meeting at 7:00 p.m. on Monday, April 25, 2022 in the Community Room of TCESD3 Station 302 located at 4111 Barton Creek Blvd., Austin, Travis County, Texas. The subject of and matters to be considered at said meeting include, among other business, the following:

1. Call to order.
2. Proof of quorum.
3. General visitor communications: Receive comments from visitors.
4. Review and approve the minutes of the March 28, 2022 Districts regular meeting.
5. Review and approve the minutes of the April 20, 2022 Districts special meeting.
6. Review and approval of the Treasurers' monthly report for March 2022.
7. Approve payments over \$2,000 from March 25 to April 21, 2022.
8. Review Sales Tax Statistics
9. Review of Chief's Monthly Status Reports
 1. Significant incident runs;
 2. Statistics;
 3. Special Project Updates
10. Other Business:
 1. Report on any ESDCC activities. Announcement of the next ESDCC meeting dates.
 2. Commissioner Announcements (no action will be taken on any such announcements).
11. Announcement of future meeting dates of the Board of ESD 03 Commissioners.
12. Adjourn.

By: _____ Herb Holloway, Business Manager

NOTE: The Board of Emergency Services Commissioners reserves the right to adjourn into Closed Meeting at any time during the course of this meeting to discuss any of the agenda items listed above as authorized by Texas Government Code, Section 551.071 (Consultation with Attorney), 551.072 (Deliberations about Real Property), 551.073 (Deliberations about Gifts and Donations), 551.074 (Personnel Matters), and 551.076 (Deliberations about Security Devices) or other applicable law. Travis County Emergency Services District Number 3 is committed to compliance with the Americans with Disabilities Act. Reasonable modification and equal access to communications will be provided upon request. Please call the District Administrative Office at 288-5534 for information. Hearing impaired or speech disabled persons equipped with telecommunication devices for the deaf may call the statewide Relay Program at 1-800-735-2988 or by dialing '711'. Visitor Communications are regular agenda items at monthly meetings of the Board of Emergency Services Commissioners of Travis County Emergency Services District Number 3. Visitors who wish to speak under Visitor's Communications must sign up before the meeting is called to order. Each person, organization or group wishing to address the Board will be allowed a maximum of three (3) minutes to speak on items on the agenda or other business of the District. Speakers may register in person at the posted location of the meeting, starting 30 minutes prior to the start of the meeting and using the form provided. The speaker will give his/her name, address, organizational affiliation, if any, and indicate the subject he/she intends to address. The Board welcomes citizen comment on any issue, but the Open Meetings Act prohibits any board action on issues not posted on the agenda. The District reserves the right to terminate any presentation by a speaker if it is disruptive of the good conduct of the meeting, or is in violation of law.

The undersigned affirms and states that he posted or caused to be posted a true and correct copy of the foregoing notice at a place convenient to the public at the Travis County ESD3 Administrative Office, 4111 Barton Creek Boulevard, Travis County, Texas, a location within said Travis County Emergency Services District Number 3 at _____ .M. on April 21, 2022.

By: _____ Herb Holloway, Business Manager

Minutes of Travis County Emergency Services District #3

March 28, 2022

Attached to and incorporated into these minutes is a copy of the official agenda for the March 28, 2022 meeting.

Under Agenda Items 1 & 2: Commissioner President Edd New called the Travis County Emergency Services District #3 (TCESD# 3, the District) Board of Commissioners' regular meeting to order at 7:01 p.m. A quorum was established with Commissioners John Villanacci, Carroll Knight, David Detwiler and Matt Escobedo in attendance. Fire department personnel present at the meeting included: Chief Wittig, Business Manager Holloway, Battalion Chief Hartigan and Training Coordinator Southall. Firefighters Schmitz and Lyngaas. TCESD#3 Financial Auditors Jimmy Romell and Andrea Burgard (Maxwell Locke) were in attendance.

Under Agenda Item 3: There were no comments from any TCESD#3 employees or visitors.

Under Agenda Item 4: Jimmy Romell CPA presented the Financial Audit ending September 30, 2021. Commissioner Villanacci moved to approve the Audit report. Commissioner Knight seconded the motion, which carried unanimously.

Under Agenda Item 5: The Investment Policies and Management Practices of TCESD#3 were reviewed and discussed. Commissioner Villanacci moved to approve the Policy. Commissioner Detwiler seconded the motion, which carried unanimously.

Under Agenda Item 6: There was NO closed meeting. No action taken.

Under Agenda Item 7: The Minutes of the February 28th meeting were reviewed. Commissioner Detwiler moved to approve the Policy. Commissioner Escobedo seconded the motion, which carried unanimously.

Under Agenda Item 8: The Treasurers Report ending February 28, 2022 was reviewed. . Commissioner Knight moved to approve the report. Commissioner Detwiler seconded the motion, which carried unanimously.

Under Agenda Item 9: Checks over \$2,000 from January 20 to March 24, 2022 were reviewed. Commissioner Escobedo moved to approve. Commissioner Detwiler seconded the motion, which carried unanimously.

Under Agenda Item 10: The Investment Officers Report ending February 28, 2022 was reviewed. Commissioner Villanacci moved to approve the report. Commissioner Knight seconded the motion, which carried unanimously.

Under Agenda Item 11: Sales Tax Statistics were reviewed.

Under Agenda Item 12: Chief Wittig presented the Monthly Status Report..

Under Agenda Item 13: President New mentioned that a Strategic Planning meeting for the TCESD#3 would be held on April 20, 2022. The location would be the Sonesta Bee Cave Hotel from 8:30 a.m. to 4:00 p.m.

Under Agenda Item 14: It was announced that the next REGULAR Board meetings of TCESD#3 would be held on April 25th, May 23rd and June 27, 2022 at Station 302.

Under Agenda Item 15: Meeting was adjourned at 8:15 p.m.

NOTICE IS HEREBY GIVEN that the Board of Emergency Services Commissioners of Travis County Emergency Services District No. 3 (TCESD3) will hold a regular meeting at 7:00 p.m. on Monday, March 28, 2022 in the Community Room of TCESD3 Station 302 located at 4111 Barton Creek Blvd., Austin, Travis County, Texas. The subject of and matters to be considered at said meeting include, among other business, the following:

1. Call to order.
2. Proof of quorum.
3. General visitor communications: Receive comments from visitors.
4. Approve Financial AUDIT ending Sept. 30, 2021 Presentation by Maxwell Locke – Jimmy Romell
5. Reaffirm the Investment Policies and Management Practices of TCESD#3.
6. Discussion and action on legal matters and consultation with counsel on same; the District reserves the right to go into Closed Meeting on this item under Subchapter D., Section 551.071, "Consultation with Attorney" under the Texas Government Code.
7. Review and approve the minutes of the February 28, 2021 Regular meeting of the District and Closed Session.
8. Review and approval of the Treasurers' monthly report for February 2022.
9. Approve payments over \$2,000 from January 20 to March 24, 2022.
10. Review and Approve Investment Officers Report ending February 28, 2022.
11. Review Sales Tax Statistics
12. Review of Chief's Monthly Status Reports
 1. Significant incident runs;
 2. Statistics;
 3. Special Project Updates
13. Other Business:
 1. Report on any ESDCC activities. Announcement of the next ESDCC meeting dates.
 2. Commissioner Announcements (no action will be taken on any such announcements).
14. Announcement of future meeting dates of the Board of ESD 03 Commissioners.
15. Adjourn.

By: _____ Herb Holloway, Business Manager

NOTE: The Board of Emergency Services Commissioners reserves the right to adjourn into Closed Meeting at any time during the course of this meeting to discuss any of the agenda items listed above as authorized by Texas Government Code, Section 551.071 (Consultation with Attorney), 551.072 (Deliberations about Real Property), 551.073 (Deliberations about Gifts and Donations), 551.074 (Personnel Matters), and 551.076 (Deliberations about Security Devices) or other applicable law. Travis County Emergency Services District Number 3 is committed to compliance with the Americans with Disabilities Act. Reasonable modification and equal access to communications will be provided upon request. Please call the District Administrative Office at 288-5534 for information. Hearing impaired or speech disabled persons equipped with telecommunication devices for the deaf may call the statewide Relay Program at 1-800-735-2988 or by dialing '711'. Visitor Communications are regular agenda items at monthly meetings of the Board of Emergency Services Commissioners of Travis County Emergency Services District Number 3. Visitors who wish to speak under Visitor's Communications must sign up before the meeting is called to order. Each person, organization or group wishing to address the Board will be allowed a maximum of three (3) minutes to speak on items on the agenda or other business of the District. Speakers may register in person at the posted location of the meeting, starting 30 minutes prior to the start of the meeting and using the form provided. The speaker will give his/her name, address, organizational affiliation, if any, and indicate the subject he/she intends to address. The Board welcomes citizen comment on any issue, but the Open Meetings Act prohibits any board action on issues not posted on the agenda. The District reserves the right to terminate any presentation by a speaker if it is disruptive of the good conduct of the meeting, or is in violation of law.

The undersigned affirms and states that he posted or caused to be posted a true and correct copy of the foregoing notice at a place convenient to the public at the Travis County ESD3 Administrative Office, 4111 Barton Creek Boulevard, Travis County, Texas, a location within said Travis County Emergency Services District Number 3 at _____.M. on March 25, 2022.

By: _____ Herb Holloway, Business Manager

Minutes of Travis County Emergency Services District #3

April 20, 2022

Attached to and incorporated into these minutes is a copy of the official agenda for the April 20, 2022 meeting.

Under Agenda Items 1 & 2: Commissioner President Edd New called the Travis County Emergency Services District #3 (TCESD# 3, the District) Board of Commissioners' SPECIAL meeting to order at 8:30 a.m. A quorum was established with Commissioners John Villanacci, Carroll Knight, David Detwiler and Matt Escobedo in attendance. Fire department personnel present at the meeting included: Chief Wittig, Business Manager Holloway, Battalion Chief Hartigan, Battalion Chief Torres and firefighter Ford. The Districts attorney Ken Campbell was present.

Under Agenda Item 3: There were no comments from any visitors.

Under Agenda Item 4: Discussion regarding numerous Long Term Strategic Plans, ideas and concepts for TCESD #3 ensued. No actions taken.

Under Agenda Item 5: Meeting was adjourned at 2:35 p.m.

NOTICE IS HEREBY GIVEN that the Board of Emergency Services Commissioners of Travis County Emergency Services District No. 3 (TCESD3) will hold a special meeting at 8:30 a.m. on Wednesday, April 20, 2022 in the Meeting Room of the Sonesta Bee Cave Hotel located at 12525 Bee Cave Pkwy, Bee Cave, Texas 78738, Travis County, Texas. The subject of and matters to be considered at said meeting include, among other business, the following:

1. Call to order.
2. Proof of quorum
3. General visitor communications: Receive comments from visitors.
4. Discuss the Long Term Strategic Plan for TCESD#3.
5. Adjourn

By: _____ Herb Holloway, Business Manager

NOTE: The Board of Emergency Services Commissioners reserves the right to adjourn into Closed Meeting at any time during the course of this meeting to discuss any of the agenda items listed above as authorized by Texas Government Code, Section 551.071 (Consultation with Attorney), 551.072 (Deliberations about Real Property), 551.073 (Deliberations about Gifts and Donations), 551.074 (Personnel Matters), and 551.076 (Deliberations about Security Devices) or other applicable law. Travis County Emergency Services District Number 3 is committed to compliance with the Americans with Disabilities Act. Reasonable modification and equal access to communications will be provided upon request. Please call the District Administrative Office at 288-5534 for information. Hearing impaired or speech disabled persons equipped with telecommunication devices for the deaf may call the statewide Relay Program at 1-800-735-2988 or by dialing '711'. Visitor Communications are regular agenda items at monthly meetings of the Board of Emergency Services Commissioners of Travis County Emergency Services District Number 3. Visitors who wish to speak under Visitor's Communications must sign up before the meeting is called to order. Each person, organization or group wishing to address the Board will be allowed a maximum of three (3) minutes to speak on items on the agenda or other business of the District. Speakers may register in person at the posted location of the meeting, starting 30 minutes prior to the start of the meeting and using the form provided. The speaker will give his/her name, address, organizational affiliation, if any, and indicate the subject he/she intends to address. The Board welcomes citizen comment on any issue, but the Open Meetings Act prohibits any board action on issues not posted on the agenda. The District reserves the right to terminate any presentation by a speaker if it is disruptive of the good conduct of the meeting, or is in violation of law.

The undersigned affirms and states that he posted or caused to be posted a true and correct copy of the foregoing notice at a place convenient to the public at the Travis County ESD3 Administrative Office, 4111 Barton Creek Boulevard, Travis County, Texas, a location within said Travis County Emergency Services District Number 3 at _____ .M. on April 15, 2022.

By: _____ Herb Holloway, Business Manager

NOTES TO THE FINANCIAL STATEMENTS

- 1) A fraudulent check payable to an Ashley Melendez cleared TCESD#3 operating bank account on 12-9-21 in the amount of \$8,455. With the assistance of Ken Campbell, Wells Fargo finally reimbursed the District in the amount \$8,455 on April 7, 2022.
- 2) Balance Sheet – WF Advisors balance is \$828,517. That amount is from three (3) \$245,000 CD that matured with the last 60 days.
- 3) Balance Sheet - The net cash balances have increased by \$2,189,332 compared to the same time last year. All other items on the balance sheet are accrual items and do not need to be noted.
- 4) Certificate of Deposit Details – Under General Savings CD's the top three blank boxes are where the three CD's included in #2 above came from. Subsequent to March 31st, the three CD's have been reinvested in the amount of \$245,000 each for a twelve month period maturing April 2023. The three CD's have corresponding rates of 1.3, 1.4 and 1.7 percent.
- 5) Revenue & Expense – March 2022 only. Property Tax collections and Sales Tax Collections are \$66,858 and \$89,675 higher than March of last year.
- 6) Revenue & Expense – October 2021 through March 2022. Property Tax collections are \$293,792 lower than last year. That drop is primarily due to the tax decrease from .079% to .065% from 2020 to 2021. Sales Tax collections are \$646,084 greater than last year which equates to 31%.
- 7) Revenue and Expense - October 2021 through March 2022. Expense accounts #600 and #650 were much higher last year due to the purchase of the new Quint and revamp construction on Station 301.
- 8) Rev-Exp BUDGET for the Year vs. Actual. All account budget variances are within reasonable amounts, except for account 415 Sales Tax Allocation which is \$759,143 greater than budget.
- 9) Checks over \$2,000. Nothing to talk about.

Travis County ESD#3
Balance Sheet Prev Year Comparison
As of March 31, 2022

	Mar 31, 22	Mar 31, 21	\$ Change
ASSETS			
Current Assets			
Checking/Savings			
110 - WF ADVISORS - Cash Sweep	828,517.40	330,913.23	497,604.17
100 WF Money Market 8960	5,708,991.06	3,625,010.90	2,083,980.16
102 WF Checking Plus 8760	136,963.17	47,417.52	89,545.65
103 WF RESERVE Savings 7928	794,282.00	793,012.17	1,269.83
104 WF General CDs	734,826.64	1,225,007.00	-490,180.36
105 WF RESERVE CDs	735,000.00	735,000.00	0.00
107 WF 2005 & 2013 Bond Debt	344,944.46	339,211.34	5,733.12
108 TexPool Investment 001	2,914,567.72	2,913,424.39	1,143.33
109 TexPool RESERVE 002	601,546.56	601,310.46	236.10
115 Petty Cash	145.00	145.00	0.00
Total Checking/Savings	12,799,784.01	10,610,452.01	2,189,332.00
Accounts Receivable			
125 Accounts Receivable	34,977.65	36,198.75	-1,221.10
Total Accounts Receivable	34,977.65	36,198.75	-1,221.10
Other Current Assets			
Due from Gen. Fund to Debt Serv	-507.00	-507.00	0.00
123 - Sales Tax Receivable	894,800.20	664,368.40	230,431.80
1021 Texas Compt. Reserve Acct	7,895.23	6,784.16	1,111.07
120 A/R Property Taxes 1yr +	56,548.40	57,673.33	-1,124.93
121 Allowance for Doubtful A/Cs	-9,157.00	-9,157.00	0.00
131 - Prepaid Expenses	269,535.92	0.00	269,535.92
Total Other Current Assets	1,219,115.75	719,161.89	499,953.86
Total Current Assets	14,053,877.41	11,365,812.65	2,688,064.76
Fixed Assets			
Land and Land Improvements	1,350,661.00	1,350,661.00	0.00
Fire Trucks and Vehicles	3,537,736.70	2,933,732.47	604,004.23
Office and Other Equipment	508,223.79	508,223.79	0.00
Buildings	6,996,920.73	6,176,520.97	820,399.76
Accumulated Depreciation	-4,428,562.59	-4,631,428.31	202,865.72
Total Fixed Assets	7,964,979.63	6,337,709.92	1,627,269.71
TOTAL ASSETS	22,018,857.04	17,703,522.57	4,315,334.47

Travis County ESD#3
Balance Sheet Prev Year Comparison
As of March 31, 2022

	Mar 31, 22	Mar 31, 21	\$ Change
LIABILITIES & EQUITY			
Liabilities			
Current Liabilities			
Other Current Liabilities			
Accounts Payable - Audit	29,877.57	0.00	29,877.57
Due to Debt Serv. from Gen. Fun	-507.00	-507.00	0.00
200 Deferred Revenue - Prop Tax	51,889.03	51,889.03	0.00
260 Accrued salaries payable	155,495.00	0.00	155,495.00
Total Other Current Liabilities	236,754.60	51,382.03	185,372.57
Total Current Liabilities	236,754.60	51,382.03	185,372.57
Long Term Liabilities			
Accrued Vacation Payable	355,673.00	297,604.00	58,069.00
2013 Limited Bonds	820,000.00	1,130,000.00	-310,000.00
Total Long Term Liabilities	1,175,673.00	1,427,604.00	-251,931.00
Total Liabilities	1,412,427.60	1,478,986.03	-66,558.43
Equity			
Investment in Fixed Assets	8,101,329.98	5,639,777.88	2,461,552.10
Fund Balance - Debt Serv. Fund	10,218.00	10,218.00	0.00
Fund Balance - Unassigned	4,406,259.70	4,177,599.39	228,660.31
Fund Balance - Assigned	5,506,164.81	6,025,311.28	-519,146.47
Net Revenue	2,582,456.95	371,629.99	2,210,826.96
Total Equity	20,606,429.44	16,224,536.54	4,381,892.90
TOTAL LIABILITIES & EQUITY	22,018,857.04	17,703,522.57	4,315,334.47

Total Debt Repayment Schedule																																																																																																																																																																																																																																																																																																																																																																																																																																																																																																																																																																																																																																																																																																																																																																																																																																																																																																																																																																																																																																																																																																																																																																																																																																																																																																																																																																																																																																																		</
-------------------------------	--	--	--	--	--	--	--	--	--	--	--	--	--	--	--	--	--	--	--	--	--	--	--	--	--	--	--	--	--	--	--	--	--	--	--	--	--	--	--	--	--	--	--	--	--	--	--	--	--	--	--	--	--	--	--	--	--	--	--	--	--	--	--	--	--	--	--	--	--	--	--	--	--	--	--	--	--	--	--	--	--	--	--	--	--	--	--	--	--	--	--	--	--	--	--	--	--	--	--	--	--	--	--	--	--	--	--	--	--	--	--	--	--	--	--	--	--	--	--	--	--	--	--	--	--	--	--	--	--	--	--	--	--	--	--	--	--	--	--	--	--	--	--	--	--	--	--	--	--	--	--	--	--	--	--	--	--	--	--	--	--	--	--	--	--	--	--	--	--	--	--	--	--	--	--	--	--	--	--	--	--	--	--	--	--	--	--	--	--	--	--	--	--	--	--	--	--	--	--	--	--	--	--	--	--	--	--	--	--	--	--	--	--	--	--	--	--	--	--	--	--	--	--	--	--	--	--	--	--	--	--	--	--	--	--	--	--	--	--	--	--	--	--	--	--	--	--	--	--	--	--	--	--	--	--	--	--	--	--	--	--	--	--	--	--	--	--	--	--	--	--	--	--	--	--	--	--	--	--	--	--	--	--	--	--	--	--	--	--	--	--	--	--	--	--	--	--	--	--	--	--	--	--	--	--	--	--	--	--	--	--	--	--	--	--	--	--	--	--	--	--	--	--	--	--	--	--	--	--	--	--	--	--	--	--	--	--	--	--	--	--	--	--	--	--	--	--	--	--	--	--	--	--	--	--	--	--	--	--	--	--	--	--	--	--	--	--	--	--	--	--	--	--	--	--	--	--	--	--	--	--	--	--	--	--	--	--	--	--	--	--	--	--	--	--	--	--	--	--	--	--	--	--	--	--	--	--	--	--	--	--	--	--	--	--	--	--	--	--	--	--	--	--	--	--	--	--	--	--	--	--	--	--	--	--	--	--	--	--	--	--	--	--	--	--	--	--	--	--	--	--	--	--	--	--	--	--	--	--	--	--	--	--	--	--	--	--	--	--	--	--	--	--	--	--	--	--	--	--	--	--	--	--	--	--	--	--	--	--	--	--	--	--	--	--	--	--	--	--	--	--	--	--	--	--	--	--	--	--	--	--	--	--	--	--	--	--	--	--	--	--	--	--	--	--	--	--	--	--	--	--	--	--	--	--	--	--	--	--	--	--	--	--	--	--	--	--	--	--	--	--	--	--	--	--	--	--	--	--	--	--	--	--	--	--	--	--	--	--	--	--	--	--	--	--	--	--	--	--	--	--	--	--	--	--	--	--	--	--	--	--	--	--	--	--	--	--	--	--	--	--	--	--	--	--	--	--	--	--	--	--	--	--	--	--	--	--	--	--	--	--	--	--	--	--	--	--	--	--	--	--	--	--	--	--	--	--	--	--	--	--	--	--	--	--	--	--	--	--	--	--	--	--	--	--	--	--	--	--	--	--	--	--	--	--	--	--	--	--	--	--	--	--	--	--	--	--	--	--	--	--	--	--	--	--	--	--	--	--	--	--	--	--	--	--	--	--	--	--	--	--	--	--	--	--	--	--	--	--	--	--	--	--	--	--	--	--	--	--	--	--	--	--	--	--	--	--	--	--	--	--	--	--	--	--	--	--	--	--	--	--	--	--	--	--	--	--	--	--	--	--	--	--	--	--	--	--	--	--	--	--	--	--	--	--	--	--	--	--	--	--	--	--	--	--	--	--	--	--	--	--	--	--	--	--	--	--	--	--	--	--	--	--	--	--	--	--	--	--	--	--	--	--	--	--	--	--	--	--	--	--	--	--	--	--	--	--	--	--	--	--	--	--	--	--	--	--	--	--	--	--	--	--	--	--	--	--	--	--	--	--	--	--	--	--	--	--	--	--	--	--	--	--	--	--	--	--	--	--	--	--	--	--	--	--	--	--	--	--	--	--	--	--	--	--	--	--	--	--	--	--	--	--	--	--	--	--	--	--	--	--	--	--	--	--	--	--	--	--	--	--	--	--	--	--	--	--	--	--	--	--	--	--	--	--	--	--	--	--	--	--	--	--	--	--	--	--	--	--	--	--	--	--	--	--	--	--	--	--	--	--	--	--	--	--	--	--	--	--	--	--	--	--	--	--	--	--	--	--	--	--	--	--	--	--	--	--	--	--	--	--	--	--	--	--	--	--	--	--	--	--	--	--	--	--	--	--	--	--	--	--	--	--	--	--	--	--	--	--	--	--	--	--	--	--	--	--	--	--	--	--	--	--	--	--	--	--	--	--	--	--	--	--	--	--	--	--	--	--	--	--	--	--	--	--	--	--	--	--	--	--	--	--	--	--	--	--	--	--	--	--	--	--	--	--	--	--	--	--	--	--	--	--	--	--	--	--	--	--	--	--	--	--	--	--	--	--	--	--	--	--	--	--	--	--	--	--	--	--	--	--	--	--	--	--	--	--	--	--	--	--	--	--	--	--	--	--	--	--	--	--	--	--	--	--	--	--	--	--	--	--	--	--	--	--	--	--	--	--	--	--	--	--	--	--	--	--	--	--	--	--	--	--	--	--	--	--	--	--	--	--	--	--	--	--	--	--	--	--	--	--	--	--	--	--	--	--	--	--	--	--	--	--	--	--	--	--	--	--	--	--	--	--	--	--	--	--	--	--	--	--	--	--	--	--	--	--	--	--	--	--	--	--	--	--	--	--	--	--	--	--	--	--	--	--	--	--	--	--	--	--	--	--	--	--	--	--	--	--	--	--	--	--	--	--	--	--	--	--	--	--	--	--	--	--	--	--	--	--	--	--	--	--	--	--	--	--	--	--	--	--	--	--	--	--	--	--	--	--	--	--	--	--	--	--	--	--	--	--	--	--	--	--	--	--	--	--	--	--	--	--	--	--	--	--	--	--	--	--	--	--	--	--	--	--	--	--	--	--	--	--	--	--	--	--	--	--	--	--	--	--	--	--	--	--	--	--	--	--	--	--	--	--	--	--	--	--	--	--	--	--	--	--	--	--	--	--	--	--	--	--	--	--	--	--	--	--	--	--	--	--	--	--	--	--	--	--	--	--	--	--	--	--	--	--	--	--	--	--	--	--	--	--	--	--	--	--	--	--	--	--	--	--	----

Travis County ESD#3
Revenue & Expense Prev Year Comparison
 March 2022

	Mar 22	Mar 21	\$ Change
Revenue and Expense			
Revenue			
407 INTEREST	1,695.37	1,049.17	646.20
410 PROPERTY TAX	112,739.03	45,882.82	66,856.21
415 SALES TAX ALLOCATION	402,817.71	313,142.70	89,675.01
435 FACILITY RENTAL	400.00	0.00	400.00
470 FIRE ACADEMY FEES	80.00	3,829.70	-3,749.70
471 EMT SCHOOL FEES	0.00	-212.15	212.15
499 SALE OF PROPERTY	0.00	27,000.00	-27,000.00
Total Revenue	517,732.11	390,692.24	127,039.87
Expense			
500 COST OF REVENUE ACQUISITION	11,841.16	11,130.70	710.46
600 EMERGENCY RESPONSE	16,562.73	16,277.52	285.21
630 CONTINUED EDUCATION	10,209.74	3,350.81	6,858.93
640 HUMAN RESOURCES	368,942.27	322,856.73	46,085.54
650 ADMINISTRATION	69,641.56	68,301.94	1,339.62
Total Expense	477,197.46	421,917.70	55,279.76
Net Revenue	40,534.65	-31,225.46	71,760.11

Travis County ESD#3
Revenue & Expense Prev Year Comparison
October 2021 through March 2022

	Oct '21 - Mar 22	Oct '20 - Mar 21	\$ Change
Revenue and Expense			
Revenue			
407 INTEREST	8,195.31	21,474.00	-13,278.69
410 PROPERTY TAX	2,534,403.97	2,828,196.64	-293,792.67
415 SALES TAX ALLOCATION	2,724,173.26	2,078,089.19	646,084.07
435 FACILITY RENTAL	2,209.00	0.00	2,209.00
450 BILLING	0.00	906.92	-906.92
470 FIRE ACADEMY FEES	30,361.75	55,877.07	-25,515.32
471 EMT SCHOOL FEES	16,463.85	3,938.95	12,524.90
480 DONATIONS	4,500.00	3,000.00	1,500.00
485 MISCELLANEOUS	2,721.75	27,913.04	-25,191.29
490 WORKERS' COMP RECEIPTS	863.14	6,388.00	-5,524.86
493 REIMBURSEMENTS	210,072.81	11,112.21	198,960.60
499 SALE OF PROPERTY	0.00	27,000.00	-27,000.00
Total Revenue	5,533,964.84	5,063,896.02	470,068.82
Expense			
500 COST OF REVENUE ACQUISITION	77,397.20	64,646.52	12,750.68
600 EMERGENCY RESPONSE	182,440.22	1,570,328.96	-1,387,888.74
630 CONTINUED EDUCATION	83,316.35	37,544.50	45,771.85
640 HUMAN RESOURCES	2,384,558.10	2,172,688.68	211,869.42
650 ADMINISTRATION	221,646.02	843,534.04	-621,888.02
670 PREVENTION/PUBLIC EDUCATION	0.00	3,523.33	-3,523.33
685 MACKEY FIELD	2,150.00	0.00	2,150.00
Total Expense	2,951,507.89	4,692,266.03	-1,740,758.14
Net Revenue	2,582,456.95	371,629.99	2,210,826.96

Rev-Exp Budget for the YEAR vs. Actual

October 2021 through March 2022

	Oct '21 - Mar 22	Budget	\$ Over Budget
Revenue and Expense			
Revenue			
407 INTEREST	8,195	10,004	-1,809
410 PROPERTY TAX	2,534,404	2,565,927	-31,523
415 SALES TAX ALLOCATION	2,724,173	1,965,030	759,143
435 FACILITY RENTAL	2,209	1,500	709
470 FIRE ACADEMY FEES	30,362	37,500	-7,138
471 EMT SCHOOL FEES	16,464	33,750	-17,286
480 DONATIONS	4,500	3,000	1,500
485 MISCELLANEOUS	2,722	0	2,722
490 WORKERS' COMP RECEIPTS	863	0	863
493 REIMBURSEMENTS	210,073	0	210,073
Total Revenue	5,533,965	4,616,711	917,254
Expense			
500 COST OF REVENUE ACQUISITION	77,397	63,605	13,792
600 EMERGENCY RESPONSE	182,440	229,590	-47,150
630 CONTINUED EDUCATION	83,316	188,161	-104,845
640 HUMAN RESOURCES	2,384,558	2,452,288	-67,730
650 ADMINISTRATION	221,646	251,861	-30,215
670 PREVENTION/PUBLIC EDUCATION	0	23,700	-23,700
685 MACKEY FIELD	2,150	0	2,150
Total Expense	2,951,507	3,209,205	-257,698
Net Revenue	2,582,458	1,407,506	1,174,952

Travis County ESD#3
Profit & Loss
October 2021 through March 2022

	<u>Oct '21 - Mar 22</u>
Revenue and Expense	
Revenue	
407 INTEREST	8,195.31
410 PROPERTY TAX	
4101 Prop Tax Current	2,531,363.39
4102 Prop Tax Prior	2,919.89
4106 Other tax payments	120.69
Total 410 PROPERTY TAX	<u>2,534,403.97</u>
415 SALES TAX ALLOCATION	2,724,173.26
435 FACILITY RENTAL	
4351 BC Room Rental	1,450.00
4352 Mackey Field rental	759.00
Total 435 FACILITY RENTAL	<u>2,209.00</u>
470 FIRE ACADEMY FEES	30,361.75
471 EMT SCHOOL FEES	
4736 - EMT Academy 25	16,463.85
Total 471 EMT SCHOOL FEES	<u>16,463.85</u>
480 DONATIONS	
General Donations	4,500.00
Total 480 DONATIONS	<u>4,500.00</u>
485 MISCELLANEOUS	2,721.75
490 WORKERS' COMP RECEIPTS	863.14
493 REIMBURSEMENTS	
4934 TIFMAS	210,072.81
Total 493 REIMBURSEMENTS	<u>210,072.81</u>
Total Revenue	<u><u>5,533,964.84</u></u>
Expense	
500 COST OF REVENUE ACQUISITION	
501 Prop Tax Coll & Val fees	16,913.75
502 Sales Tax Collection Costs	60,483.45
Total 500 COST OF REVENUE ACQUISITION	<u>77,397.20</u>
600 EMERGENCY RESPONSE	
602 Pagers	84.00
603 Dispatch & Communications	40,684.37
604 Fuel	11,072.68
605 SCBA Maintenance	20,670.47
606 Vehicle Maint & Repairs	37,564.98
608 Vehicle Supplies	36,802.29
609 Uniforms & Protective Gear	17,848.69
611 Supplies - EMS	5,077.53
612 Supplies - Rehab	55.21
613 Auto Insurance	12,580.00
Total 600 EMERGENCY RESPONSE	<u>182,440.22</u>

Travis County ESD#3
Profit & Loss
October 2021 through March 2022

Oct '21 - Mar 22

630 CONTINUED EDUCATION

631 Training - EMS	7,670.14
632 Training - Fire & Rescue	26,635.20
633 Seminars & Conferences	5,371.76
634 Fire Academy	34,908.74
635 EMT Certification School	
635 / 11 EMT-B Cert	3,023.38
635 EMT Certification School - Other	5,707.13
Total 635 EMT Certification School	<u>8,730.51</u>

Total 630 CONTINUED EDUCATION

83,316.35

640 HUMAN RESOURCES

641 Benefits & Payroll Tax	580,600.06
642 Payroll	1,799,768.19
644 Certifications	4,189.85

Total 640 HUMAN RESOURCES

2,384,558.10

650 ADMINISTRATION

651 Building Maint.	82,319.64
652 Office Supplies	4,439.56
653 Station Supplies	4,297.43
654 Bank Fees	
6543 Bank Error	8,455.00
654 Bank Fees - Other	6,451.84

Total 654 Bank Fees

14,906.84

655 Dues & Subscriptions	2,102.83
656 Information Technology	11,765.66
657 Postage & Handling	253.60
658 Property & Liability Insura	19,362.00
659 Professional Services	32,985.00
660 Public Notices/Articles	528.00
661 Telephone	302.54
662 Utilities	33,332.92
663 Bond Debt	
6632 Bond Debt Interest	12,300.00

Total 663 Bond Debt

12,300.00

664 TCESD Board Compensation	2,750.00
------------------------------	----------

Total 650 ADMINISTRATION

221,646.02

685 MACKEY FIELD

6850 Mackey Tower & Parking	2,150.00
-----------------------------	----------

Total 685 MACKEY FIELD

2,150.00

Total Expense

2,951,507.89

Net Revenue

2,582,456.95

TRAVIS COUNTY ESD #3 PROPERTY TAX REVENUE COLLECTION COMPARISON

	FISCAL YEAR ENDING					
	2021		2022		Compared to prior year	
	<u>For all prior to 2020 taxes</u>	<u>For Prior 2021</u>	<u>For all prior to 2020 taxes</u>	<u>For Current 2021-2022</u>	Month \$	
OCT	\$327	\$1,733	\$3,998	\$15,762	\$14,029	810%
NOV	\$209	\$34,489	\$1,635	\$122,116	\$87,627	254%
DEC	\$2,414	\$1,050,426	\$537	\$1,097,516	\$47,090	4%
JAN	\$1,835	\$1,309,780	-\$622	\$992,189	-\$317,591	-24%
FEB	\$3,569	\$384,411	-\$1,648	\$201,540	-\$182,871	-48%
MAR	-\$24	\$41,701	\$2,516	\$105,621	\$63,920	153%
APR	\$887	\$12,810				
MAY	\$44	\$10,631				
JUN	\$1,321	\$1,924				
JUL	\$230	\$11,345				
AUG	\$246	\$2,363				
SEPT	\$2,505	\$1,559				
YEAR	\$13,563	\$2,863,172	\$6,416	\$2,534,744	\$ (287,796)	
	\$	2,876,735	\$	2,541,160		
				2021-22 Tax Levy	\$2,622,895	

NET CERTIFIED TAXABLE PROPERTY VALUE UPDATES FROM TCAD

	FISCAL YEAR ENDING				Inc/(Dec) from	
	2021		2022		Prior Year \$	Prior Year %
	2,019	2020	2020	2021		
Rec'd						
OCT	\$3,504,957,784	\$3,677,674,279	\$3,632,038,704	\$4,035,391,528	\$403,352,824	12%
NOV	\$3,504,932,084	\$3,642,730,490	\$3,632,038,704	\$4,035,391,528	\$403,352,824	12%
DEC	\$3,504,709,909	\$3,642,227,358	\$3,632,038,704	\$4,032,385,975	\$400,347,271	11%
JAN	\$3,504,707,210	\$3,640,341,318	\$3,630,163,925	\$4,029,641,970	\$399,478,045	11%
FEB	\$3,502,332,421	\$3,639,896,787	\$3,626,185,253	\$4,021,663,018	\$395,477,765	11%
MAR	\$3,501,738,851	\$3,637,890,212	\$3,626,185,253	\$4,021,663,018	\$395,477,765	11%
APR	\$3,501,738,851	\$3,637,892,354			\$0	0%
MAY	\$3,501,738,851	\$3,637,892,354			\$0	0%
JUN	\$3,501,743,089	\$3,632,542,591			\$0	0%
JUL	\$3,632,542,591	\$4,015,878,678			\$0	0%
AUG	\$3,632,542,591	\$4,015,878,678			\$0	0%
SEPT	\$3,504,957,784	\$3,677,674,279			\$0	0%

2018-2019 Tax Levy on 6,028 Parcels is \$3,281,236,467 at a tax rate of .0975
 2019-2020 Tax Levy on 6,025 Parcels is \$3,504,957,784 at a tax rate of .0800
 2020-2021 Tax Levy on 6,069 Parcels is \$3,677,674,279 at a tax rate of .0790
 2021-2022 Tax Levy on 6,056 Parcels is \$4,032,385,975 at a tax rate of .0650
\$2,621,050

Checks over \$2,000 for the period of March 24 th to April 21, 2022

<u>Date</u>	<u>Num</u>	<u>Name</u>	<u>Memo</u>	<u>Amount</u>
3/29/2022	draft	COSTCO - Visa	Numerous charges	\$3,100.28
4/4/2022	draft	Wells Fargo Bank	Transfer to cover April operations	\$450,000.00
4/6/2022	draft	Paychex	Employee 457 Contribution	\$15,198.70
4/6/2022	draft	Paychex	Employer 401 Matching	\$17,235.89
4/6/2022	draft	Paychex	Net Payroll	\$85,441.08
4/6/2022	draft	Paychex	Employment Taxes	\$33,420.22
4/19/2022	draft	Paychex	Employee 457 Contribution	\$17,311.82
4/19/2022	draft	Paychex	Employer 401 Matching	\$20,629.13
4/19/2022	draft	Paychex	Net Payroll	\$103,463.21
4/19/2022	draft	Paychex	Employment Taxes	\$42,716.32
4/21/2022	17568	Austin Fire Department	658 Dispatched calls	\$17,371.20
4/21/2022	17572	Burns Anderson Jury	Legal Fees	\$4,024.60
4/21/2022	17573	City of Austin -Fleet Services	Fuel	\$2,931.36
4/21/2022	17574	City of Austin Utilities	Water and Electric	\$2,807.73
4/21/2022	17576	Employee Services	Employee Assistance Program	\$2,550.00
4/21/2022	17583	Lamb's Tire	Four (4) tires for Quint 302	\$5,126.48
4/21/2022	17588	Municipal Emergency Serv.	Forty (40) Air Cylinders - SCBA	\$41,012.63
4/21/2022	17595	Texas Association of Counties	Health Insurance	\$39,676.04
4/21/2022	17601	The Hartford	Accident Insurance	\$4,101.39

Oak Hill Fire Department
Travis County Emergency Services District #3

Station 301
Circle Drive
9211 Circle Drive
Austin, Texas 78736
512-288-5576
Fax 512-288-5903



Station 302
Barton Creek
4111 Barton Creek
Austin, Texas 78735
Admin 512-288-5534
Fax 512-288-5844

April 2022 Sales Tax Summary

The April allocation reflects sales made during the month of February.

Our April sales tax allocation was \$356,380. This was up 26.5% (+\$74,554) compared to April 2021 and up 30.6% (+\$709,981) for the fiscal year to date. This was our highest April monthly allocation.

The out of state marketplace "Single Local Tax Rate" allocation was \$3,847.

Our top 10 large companies accounted for 56.0% (+\$424,315), our top 30 large companies accounted for 70.9% (+\$491,210), and our top 100 large companies accounted for 86.0% (+\$581,560) of our total fiscal year collections.

We continued to see strong performance in the lodging/food services and retail trade industry segments.

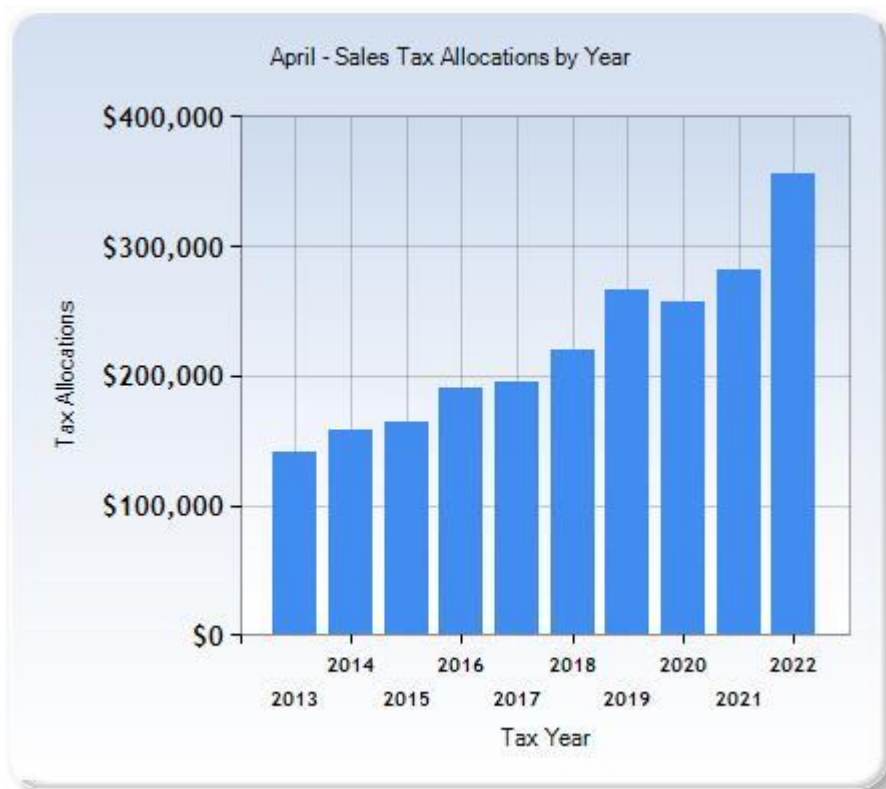


Chart Source: Municipal Advisory Council of Texas (mactexas.com)

Like us on Facebook at www.facebook.com/OakHillFireDept or visit us online at www.OakHillFire.org
and support us on Amazon Smile at: <https://smile.amazon.com/ch/20-8425823>

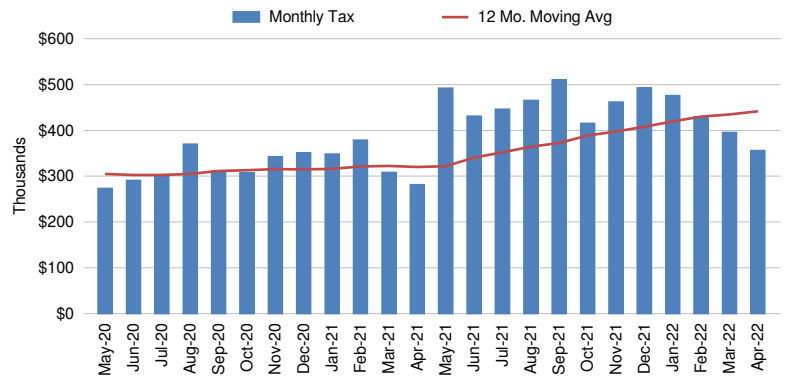
HdL Companies
SALES TAX SNAPSHOT
Travis Co Esd 3

Apr-22

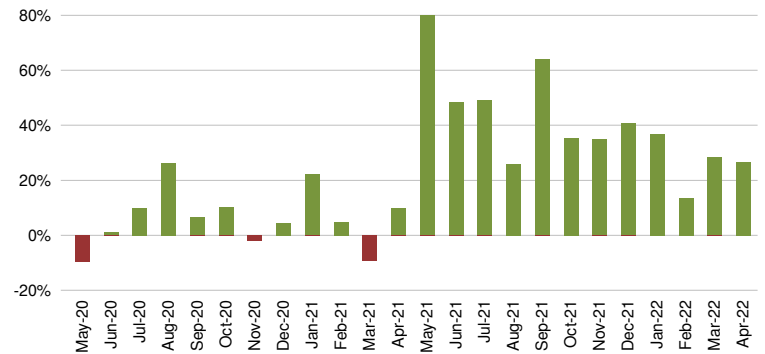
Sales Tax Net Payments

FY Mo.	FY2021	FY2022	YoY % Change
Oct	\$ 307,394	\$ 415,501	35.2%
Nov	\$ 343,019	\$ 462,365	34.8%
Dec	\$ 350,770	\$ 493,015	40.6%
Jan	\$ 348,364	\$ 475,924	36.6%
Feb	\$ 378,720	\$ 429,775	13.5%
Mar	\$ 308,329	\$ 395,443	28.3%
Apr	\$ 281,826	\$ 356,380	26.5%
May	\$ 492,495		
Jun	\$ 431,322		
Jul	\$ 446,388		
Aug	\$ 465,749		
Sep	\$ 510,564		
FYTD	\$ 2,318,423	\$ 3,028,404	30.6%
FY Total	\$ 4,664,941		

Sales Tax Net Payments Trend



Sales Tax Net Payments Change - YoY



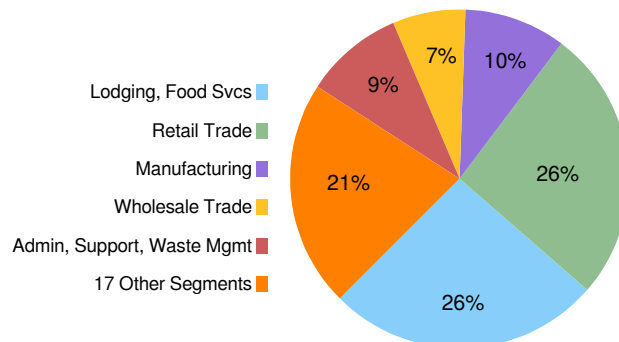
Top 10 Taxpayers

Rank	Company	FYTD Collections	% Total
1	OMNI BARTON CREEK, INC.		
2	MCCOY CORPORATION		
3	AMAZON.COM SERVICES INC (MARKETPLACE)		
4	AUSTIN READY-MIX, LLC		
5	AMAZON FULFILLMENT SERVICES INC		
6	FP LEGACY LANDSCAPING LLC		
7	CENTEX MATERIALS LLC		
8	BAREFOOT MOSQUITO AND PEST CONTROL INC		
9	TOP CHOICE LAWN CARE, LLC		
10	APPLE INC.		
<hr/>			
Top 10	Companies	\$ 1,729,378	56.0%
4254	Other Large Companies	\$ 1,289,319	41.8%
	Small Companies/Other	\$ 64,483	2.1%
	Single Local Tax Rate (SLT)	\$ 3,847	0.1%
	Total	\$ 3,087,027	100.0%

Industry Segment Collections Trend - YoY % Chg

SEGMENT	Nov	Dec	Jan	Feb	Mar	Apr
Lodging, Food Svcs	42.2%	81.6%	35.7%	37.3%	-4.1%	86.2%
Retail Trade	32.1%	38.2%	49.0%	28.0%	45.8%	34.9%
Manufacturing	53.7%	-1.2%	-2.5%	-46.6%	15.6%	2.7%
Admin, Support, Waste Mgmt	21.0%	38.0%	48.8%	38.9%	115.1%	47.2%
Wholesale Trade	82.9%	37.4%	49.7%	-0.0%	35.3%	-26.3%
All Others	19.0%	10.8%	27.5%	-7.2%	22.3%	-2.6%
Total Collections	34.8%	40.7%	36.5%	13.0%	28.6%	26.4%

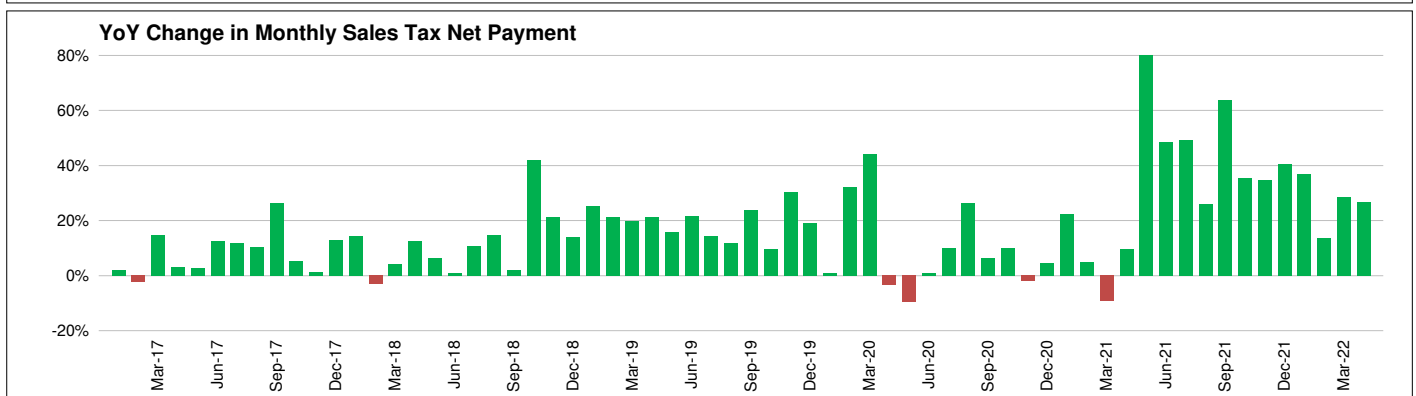
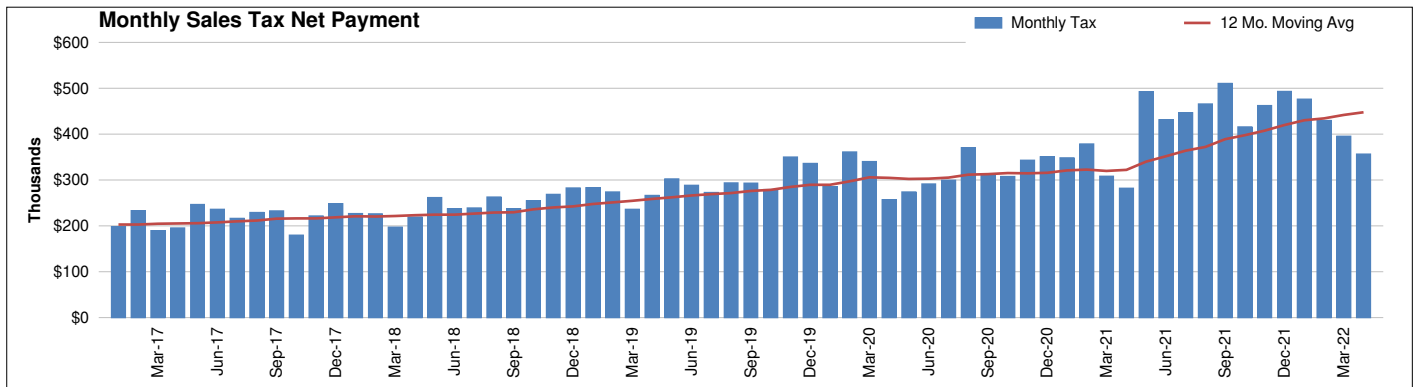
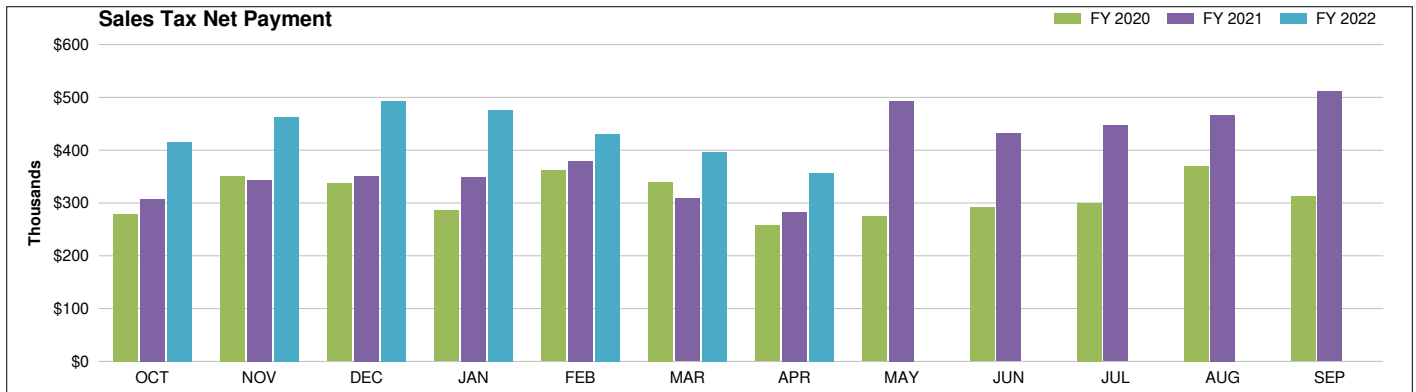
Sales Tax Collections by Industry Segment



Travis Co Esd 3 - Sales Tax Net Payment Trend

	FISCAL YEAR				
	2018	2019	2020	2021	2022
Oct	\$ 179,651	\$ 254,653	\$ 279,300	\$ 307,394	\$ 415,501
Nov	\$ 221,642	\$ 268,666	\$ 350,192	\$ 343,019	\$ 462,365
Dec	\$ 248,386	\$ 282,643	\$ 336,160	\$ 350,770	\$ 493,015
Jan	\$ 226,506	\$ 283,418	\$ 285,523	\$ 348,364	\$ 475,924
Feb	\$ 226,072	\$ 273,685	\$ 361,184	\$ 378,720	\$ 429,775
Mar	\$ 197,206	\$ 236,128	\$ 340,129	\$ 308,329	\$ 395,443
Apr	\$ 219,385	\$ 266,086	\$ 256,978	\$ 281,826	\$ 356,380
May	\$ 261,412	\$ 302,117	\$ 273,688	\$ 492,495	
Jun	\$ 237,487	\$ 288,481	\$ 291,021	\$ 431,322	
Jul	\$ 238,987	\$ 272,600	\$ 299,648	\$ 446,388	
Aug	\$ 262,553	\$ 293,513	\$ 370,269	\$ 465,749	
Sep	\$ 237,144	\$ 292,962	\$ 311,596	\$ 510,564	
YEAR	\$ 2,756,433	\$ 3,314,952	\$ 3,755,688	\$ 4,664,941	\$ 3,028,404
YoY Change		20.3%	13.3%	24.2%	na

Change: FY '22/'21			
Month		Year-to-Date	
\$	%	\$	YTD %
\$ 108,106	35.2%	\$ 108,106	35.2%
\$ 119,347	34.8%	\$ 227,453	35.0%
\$ 142,245	40.6%	\$ 369,698	36.9%
\$ 127,560	36.6%	\$ 497,258	36.8%
\$ 51,055	13.5%	\$ 548,313	31.7%
\$ 87,114	28.3%	\$ 635,427	31.2%
\$ 74,554	26.5%	\$ 709,981	30.6%



Travis Co Esd 3
SALES TAX PAYMENT DETAIL

Apr-22

Fiscal Year: Oct-Sep

COLLECTIONS	Apr-21	Apr-22	Chg. \$ Chg. %	Prior FYTD	Current FYTD	Chg. \$ Chg. %
Current Period	267,258	353,538	86,281 32.3%	2,287,817	2,970,119	682,302 29.8%
Prior Period	15,187	3,344	(11,843) -78.0%	41,534	52,557	11,023 26.5%
Future Period	151	320	169 111.6%	14,504	16,555	2,051 14.1%
Audit	1,944	1,568	(376) -19.3%	1,272	13,526	12,255 963.5%
Unidentified	37	236	199 533.2%	325	1,722	1,397 430.3%
Single Local Tax Rate	2,478	3,847	1,369 55.2%	19,693	32,547	12,854 65.3%
TOTAL	287,056	362,854	75,798 26.4%	2,365,145	3,087,027	721,882 30.5%
Service Fee	(5,741)	(7,257)	(1,516) 26.4%	(47,303)	(61,741)	(14,438) 30.5%
Current Retained	(5,626)	(7,112)	(1,486) 26.4%	(46,357)	(60,506)	(14,149) 30.5%
Prior Retained	6,138	7,895	1,758 28.6%	46,938	63,623	16,685 35.5%
NET PAYMENT	281,826	356,380	74,554 26.5%	2,318,423	3,028,404	709,981 30.6%

Travis Co Esd 3
TOP 30 COMPANIES RANK and CHANGE SUMMARY
Apr-22

Fiscal Year: Oct-Sep

Rank*	Company	NAICS Key	Prior Fiscal YTD Sales Tax Collections	Current Fiscal YTD Sales Tax Collections	Change \$	Change %	Current Fiscal YTD % Total Collections
1	OMNI BARTON CREEK, INC.	22					
2	MCCOY CORPORATION	9					
3	AMAZON.COM SERVICES INC (MARKETPLACE)	9					
4	AUSTIN READY-MIX, LLC	5					
5	AMAZON FULFILLMENT SERVICES INC	8					
6	FP LEGACY LANDSCAPING LLC	25					
7	CENTEX MATERIALS LLC	5					
8	BAREFOOT MOSQUITO AND PEST CONTROL INC	18					
9	TOP CHOICE LAWN CARE, LLC	18					
10	APPLE INC.	5					
TOP 10 LARGE** COMPANIES			1,305,063	1,729,378	424,315	32.5%	56.0%
11	A. M. PETROLEUM, INC.	9					
12	SKY MARKETING CORPORATION	8					
13	GROVE LANDSCAPES LLC	18					
14	J MAASS INC	4					
15	ASAP STONE AND LANDSCAPE SUPPLY LLC.	9					
16	COPPER ROCK NURSERY, LLC	9					
17	AUSTIN EAGLE MANAGEMENT SERVICES, LTD.	16					
18	YARDDOC LLC	18					
19	CITY ELECTRIC SUPPLY COMPANY	17					
20	TIME WARNER CABLE TEXAS LLC	12					
21	EBAY INC.	25					
22	GAS PUMPERS, LTD.	22					
23	NEW CINGULAR WIRELESS PCS, LLC	12					
24	CSS-CABINET SERVICE SOLUTIONS LLC	4					
25	PATRICIA R DABNEY	16					
26	MOM'S CONVENIENCE STORE INC.	9					
27	CITY OF AUSTIN	24					
28	SIGNS WEST, INC.	5					
29	PRASLA ENTERPRISE, A TEXAS FOR PROFIT CORPORA	9					
30	BLUE CHEM, INC.	18					
TOP 30 LARGE COMPANIES			1,696,917	2,188,127	491,210	28.9%	70.9%
TOP 100 LARGE COMPANIES			2,072,311	2,653,871	581,560	28.1%	86.0%
4,163 OTHER LARGE COMPANIES			262,972	364,826	101,855	38.7%	11.8%
SMALL COMPANIES & OTHER			27,495	64,483	36,988	134.5%	2.1%
SINGLE LOCAL TAX RATE COLLECTIONS (SLT)			2,368	3,847	1,479	62.5%	0.1%
TOTAL COLLECTIONS			2,365,145	3,087,027	721,882	30.5%	100.0%
STATE COMPTROLLER FEES			46,722	58,623	11,901	25.5%	1.9%
NET PAYMENTS			2,318,423	3,028,404	709,981	30.6%	98.1%

* Ranked by Total of Last Fiscal Year + Current Fiscal YTD

** Businesses whose detailed sales tax data is available

Travis Co Esd 3
INDUSTRY SEGMENT RANK & CHANGE

Apr-22

Fiscal Year: Oct-Sep

INDUSTRY SEGMENT*	% Total Current YTD Collections	Prior Fiscal YTD Sales Tax Collections	Current Fiscal YTD Sales Tax Collections	Change	
				\$	%
Lodging, Food Svcs	26.2%	545,992	789,630	243,638	44.6%
Retail Trade	27.4%	604,282	826,414	222,132	36.8%
Manufacturing	9.4%	271,241	285,209	13,969	5.1%
Admin, Support, Waste Mgmt	9.8%	204,991	297,041	92,050	44.9%
Wholesale Trade	6.6%	163,661	198,245	34,584	21.1%
Top 5	79.4%	1,790,166	2,396,540	606,373	33.9%
Unidentified	5.3%	120,263	161,129	40,866	34.0%
Construction	3.4%	72,371	102,104	29,733	41.1%
Prof, Scientific, Tech Svcs	2.2%	87,497	66,288	(21,209)	-24.2%
Telecom	2.2%	80,258	66,255	(14,003)	-17.4%
Other Services	2.0%	48,888	61,018	12,131	24.8%
Recreation, Arts, Entmt	0.9%	19,317	28,251	8,934	46.2%
Information excl. Telecom	0.9%	19,723	26,950	7,227	36.6%
Ag, Forestry, Fishing, Hunting	0.5%	15,872	16,181	309	1.9%
Company, Enterprise Mgmt	0.9%	16,411	27,854	11,443	69.7%
Public Admin	0.6%	17,668	17,690	22	0.1%
Utilities	0.5%	12,771	13,860	1,089	8.5%
Real Estate, Rental, Leasing	0.5%	11,466	15,574	4,108	35.8%
Transportation, Warehousing	0.3%	15,100	8,886	(6,214)	-41.2%
Education Services	0.2%	3,058	5,807	2,750	89.9%
Financial, Insurance	0.1%	2,252	3,993	1,741	77.3%
Mining, Oil/Gas Extr	0.0%	2,070	179	(1,891)	-91.3%
Health Care, Social Assistance	0.0%	132	138	6	4.4%
All Other	20.6%	545,116	622,157	77,041	14.1%
TOTAL COLLECTIONS	100.0%	2,335,282	3,018,697	683,414	29.3%

INDUSTRY SEGMENT	% Change from same month Prior Year					
	Nov	Dec	Jan	Feb	Mar	Apr
Lodging, Food Svcs	42.2%	81.6%	35.7%	37.3%	-4.1%	86.2%
Retail Trade	32.1%	38.2%	49.0%	28.0%	45.8%	34.9%
Manufacturing	53.7%	-1.2%	-2.5%	-46.6%	15.6%	2.7%
Admin, Support, Waste Mgmt	21.0%	38.0%	48.8%	38.9%	115.1%	47.2%
Wholesale Trade	82.9%	37.4%	49.7%	-0.0%	35.3%	-26.3%
All Others	19.0%	10.8%	27.5%	-7.2%	22.3%	-2.6%
TOTAL COLLECTIONS	34.4%	38.9%	34.6%	11.6%	27.3%	24.6%

* Ranked by Current + Prior YTD Collections

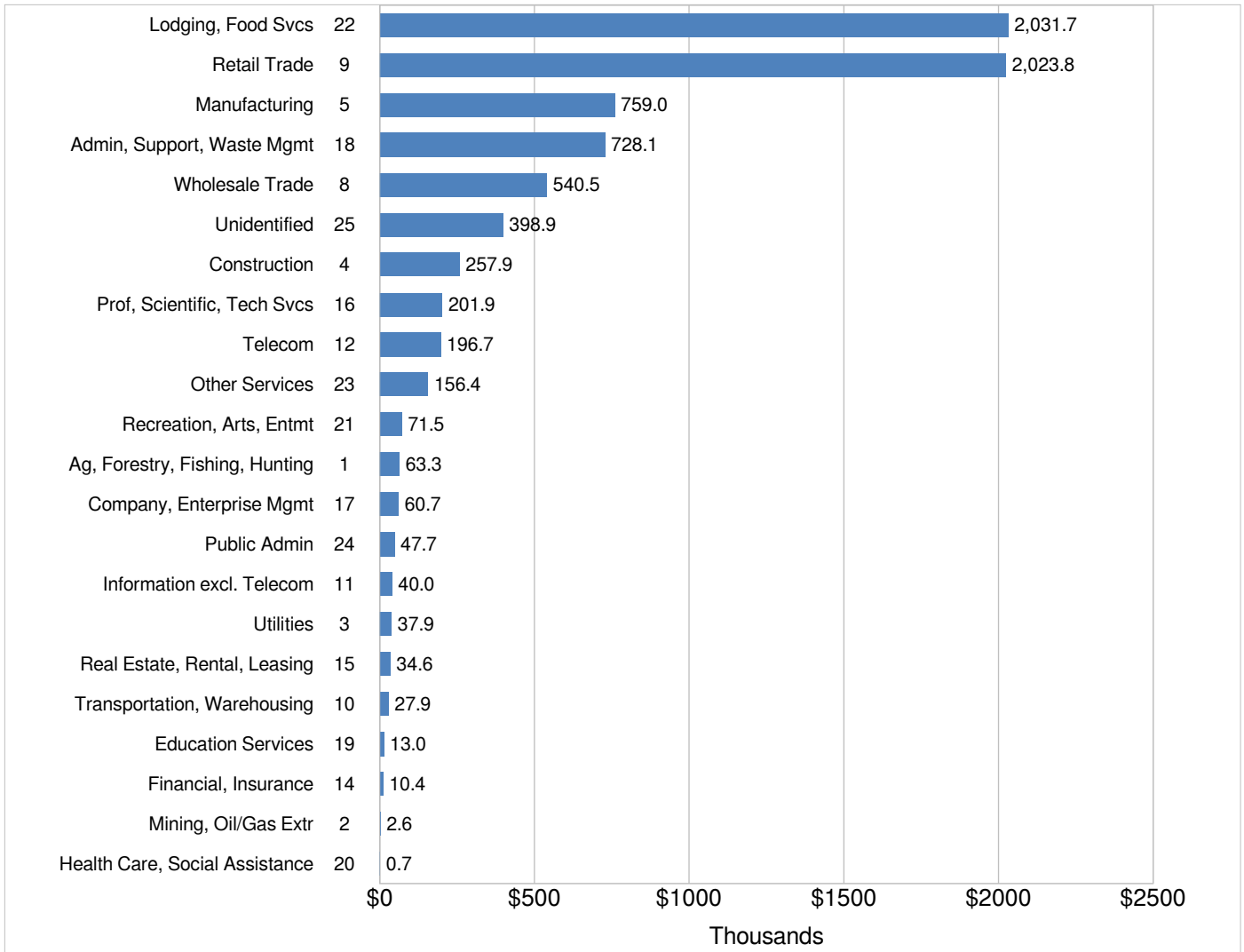
Travis Co Esd 3

INDUSTRY SEGMENT SALES TAX RANK & DISTRIBUTION

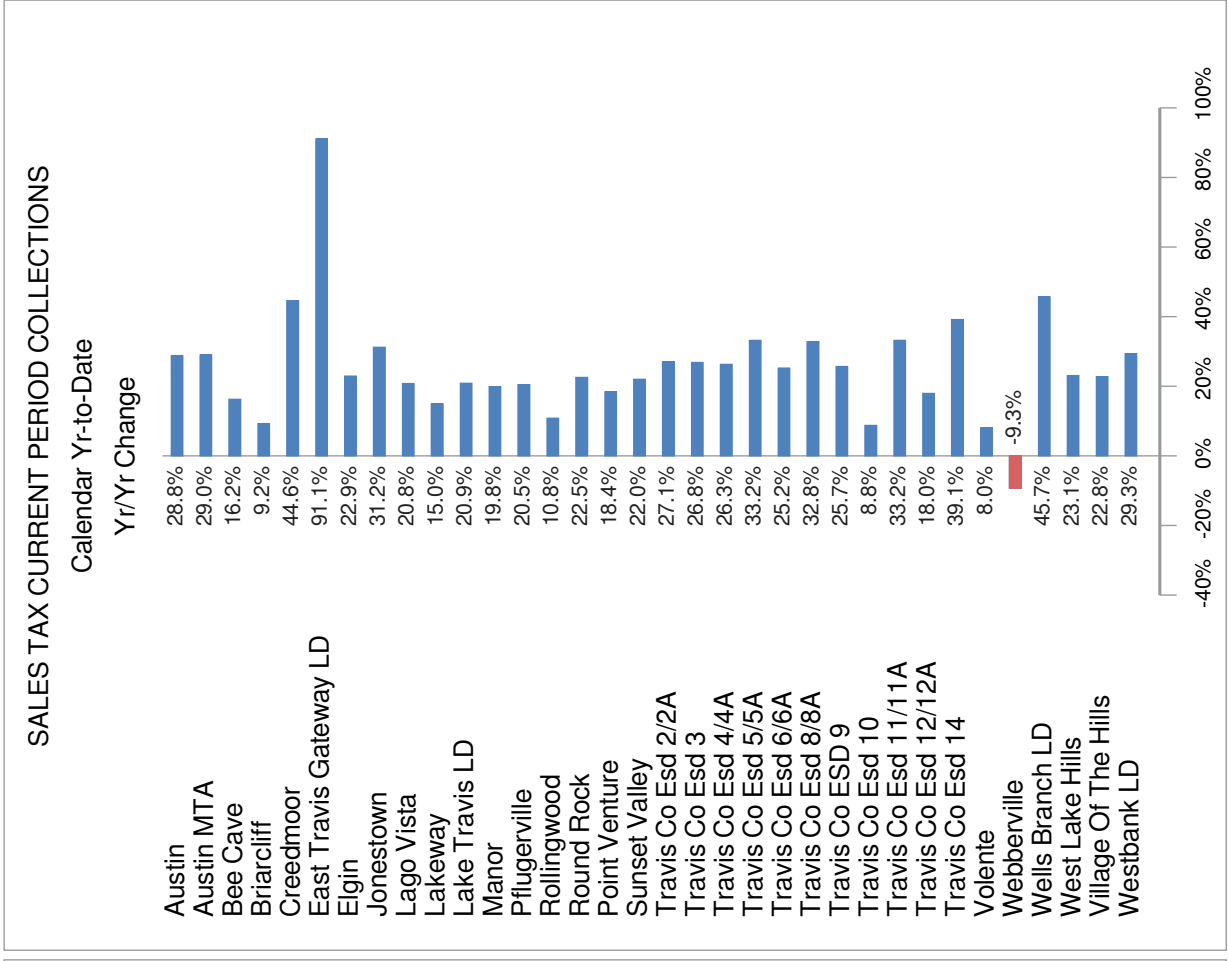
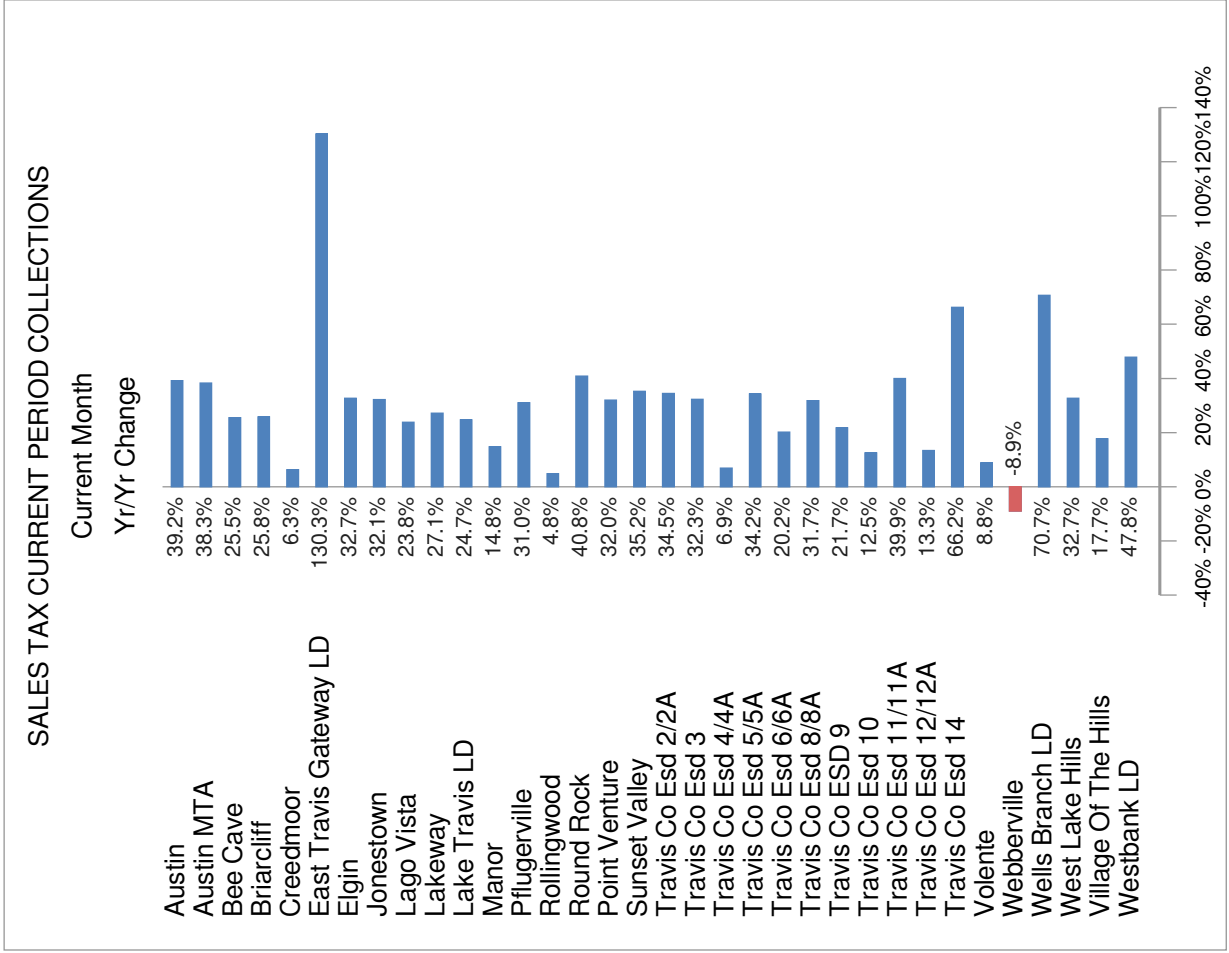
(Prior Fiscal Year + Current Fiscal Year-to-Date)

Apr-22

Fiscal Year: Oct-Sep



SALES TAX TREND TRAVIS COUNTY Apr-22



NAICS KEY

Code	Industry Segment
1	Ag, Forestry, Fishing, Hunting
2	Mining, Oil/Gas Extr
3	Utilities
4	Construction
5	Manufacturing
6	Included in Key No. 5
7	Included in Key No. 5
8	Wholesale Trade
9	Retail Trade
10	Transportation, Warehousing
11	Information excl. Telecom
12	Telecom
13	Included in Key No. 11
14	Financial, Insurance
15	Real Estate, Rental, Leasing
16	Prof, Scientific, Tech Svcs
17	Company, Enterprise Mgmt
18	Admin, Support, Waste Mgmt
19	Education Services
20	Health Care, Social Assistance
21	Recreation, Arts, Entmt
22	Lodging, Food Svcs
23	Other Services
24	Public Admin
25	Unidentified

Oak Hill Fire Department
Travis County Emergency Services District #3

Station 301
Circle Drive
9211 Circle Drive
Austin, Texas 78736
512-288-5576
Fax 512-288-5903



Station 302
Barton Creek
4111 Barton Creek
Austin, Texas 78735
Admin 512-288-5534
Fax 512-288-5844

March 2022 Chief's Report

Significant Events

March 1 (C) – Structure Fire – AutoAid Received (Austin, Lake Travis) – 10206 Rising Smoke Loop

[ENG301] Engine 301 responded to a structure fire on Rising Smoke Loop. While approaching the home, brown smoke was seen escaping the eaves and vents along the roofline of a two story home. As E301 pulled past the home, heavier smoke was near the Alpha/Bravo Corner along with heavy fire on a balcony on the Bravo side. Two homeowners were attempting to extinguish with a garden hose. E301 assumed command, declared offensive mode, and pulled a rack line. The rack line was initially used to blitz the balcony on the Bravo side. The two homeowners said no one was in the house, which was announced on the radio. A 360-degree walk around the house was done which revealed smoke along the eaves of the roofline, with the highest heat on the Bravo side. A third homeowner was seen near a door of a living area on the Delta side. There was a fourth resident inside this living area and I explained that everyone needs to leave and a slight haze was forming in this living area.

The rack line was moved from the Bravo side to the Alpha side to make entry, proceed to the second floor, and start extinguishment on the Bravo side. We entered a garage that required tight maneuvering due to a lot of personal property in the garage. One unit announced hoarder conditions. Once up the stairs, a door was opened and there was initial high heat from the TIC near the ceiling. There was near zero visibility. High heat was detected in the ceiling and in a room to the immediate left of the stairwell door. By this time, Q302 had arrived and began assisting with pulling ceiling, as it was believed that the majority of the fire was already in the attic and possibly above our heads. Extinguishment efforts were initially deployed near this door. By this time, E37 had assumed backup and sent one firefighter to join with E301. The remaining crew from E37 opened a garage door on the Bravo side while blitzing the Bravo side from the exterior. Visibility began to improve on the second floor. By this time, E301 was on a continuous water supply from a nearby hydrant. The nozzle was moved to a room to the right while pulling ceiling and attempting to penetrate drywall with the stream. Command reported that exterior conditions were worsening as heavier smoke was beginning to push toward the Delta side. Visibility remained decent as water was getting into the attic. Command again said exterior conditions were worsening and the fire had self-vented through the roof, so it was decided to pull everyone out and go into defensive mode.

Q302's bucket and E301's deck gun were used to mostly extinguish the fire that was in the attic. Once it was deemed safe, E301 reentered the house to extinguish hot spots and begin overhaul on the Delta side. Other crews were doing the same in other areas of the home. The Travis County Fire Marshal's Office was on scene and began their investigation. An after action review was done and all units were cleared except E301, who remained on scene and continued to overhaul and extinguish hot spots.

Given the initial size up and the heaviest charring in a bedroom adjoined with the balcony on the Bravo side, it is believed that this was the area of origin. E301 loaded up hose and was cleared by BAT302.

[QNT302] Quint 302 arrived on scene and established inside division with E301 as fire attack, E37 backup, and Q302 inside truck. Q302 made access on the Alpha side through the front door. BAT302 took Command and assigned Q302 with conducting a primary search. Q302 followed the attack line and made contact with E301 at the top of the stairs. Visibility was poor; Q302 moved past E301 to start pulling the ceiling with E301 flowing water. Visibility improved, Q302 conducted a primary search of the 2nd floor and reported nothing found. Conditions became worse on the outside. Command pulled all units out to go defensive and use master streams from the exterior. Once the fire was knocked down and under control, Q302 was assigned with E603 to check for extension and hotspots on the 2nd floor. Q302 swapped out with L17, was assigned to RIC, and remained RIC until cleared by command.

[BAT302] Battalion 302 was dispatched to a structure fire at 10206 Rising Smoke Loop. On arrival, E301 was already on scene. They announced they were going to pull a rack line to make a quick blitz attack on the 2nd floor of the Bravo side, with the intention of resetting the fire to make a safer interior attack. E37 was 2nd on scene and was assigned backup. They pulled a second rack line off of E301 to assist with knocking down the fire on the 2nd floor balcony. 2-in and 2-out had been established.

Q302 and BAT302 arrived at the same time. BAT302 assumed command of channel 201 and repeated assignments of E301 as attack, E37 as backup, and Q302 as inside truck. I asked Q302 to complete a primary search and report a size up of interior conditions. My exterior size up included smoke coming from the eaves of the 2nd floor and heavy black smoke coming from the Bravo side of the structure. E27 and E603 arrived shortly after my arrival. I assigned E27 to RIC and E603 to water supply. A training Captain from AFD arrived, did a 360, and reported fire on the Charlie side. BAT08 arrived and I assigned him to Safety. While on scene, TCSO reported the residence as a known "meth house." Meanwhile, Q302 reported hoarding conditions on the interior. For the safety of interior and incoming crews, I repeated both bits of information on channel 201. TCSO and fire were actively keeping residents from re-entering the structure on the first floor.

Due to the layout of the building, the building construction, and contents of the structure, it was difficult for interior crews to make access to the seat of the fire. As the fire was initially reset and then continued to spread, the exterior conditions reflected such fire activity. However, after the fire self-vented on the Bravo side and made its way through the attic, the interior and exterior conditions were no longer matching up. As fire self-vented through the center ridgeline of the roof and exterior conditions deteriorated, I decided to go defensive and had everyone exit the structure. I received a PAR from all units on scene. Once all units were out, I had Q302 and E301 flow their master streams to knock the fire down.

After the fire was knocked down, I assigned Q302 and E603 to sift through the debris on the 2nd floor of the Bravo/Charlie corner and work their way to the center. I assigned L17, E301, and E27 to the Alpha/Delta corner to work their way to the center. I assigned E37 to RIC and required all units to remain on air for the overhaul process. One more round of overhaul was needed and another round of assignments were given. After overhaul, I asked L17 to complete air monitoring, which came back as an all clear. All units were cleared except E301 and BAT302. We remained on scene to assist with the Fire Marshal's investigation and continue looking for hot spots. After the assignment was complete, we cleared the call.

March 1 (C) – Vehicle and Structure Fire – AutoAid Received (Austin, Westlake) – 7600 Williamson Creek Dr

[ENG301] Engine 301 was still on scene at a structure fire on Rising Smoke Loop when a structure fire on Williamson Creek Drive was reported. Once E301 was able to leave Rising Smoke Loop, some equipment was picked up at Station 301 and E301 self-assigned to the structure fire on Williamson Creek Drive. It was reported that there was a car fire that extended into a home, mostly on the Alpha side. E301 was Level One staged and was soon called to report to the scene. E301 was not needed for anything operationally, but assisted with rolling and cleaning hose. E301 was soon cleared and began the Decon process.

[QNT302] Quint 302 arrived on scene, established inside division with E37 as fire attack, E27 as backup, and Q302 as inside truck. Q302 conducted a face-to-face with command and it was determined that Q302 would try to make access to the interior of the structure. E37 was attacking the Alpha side from the outside, a vehicle was on fire, and fire was extending to the structure. E37 had difficulty entering the structure due to the fire destroying the porch. Q302 conducted a 360, reported there was a back door, and that we would be making access. Q302 forced entry and began pulling ceiling to check for extension. E37 was able to move a hose line to the inside. Q302 conducted a primary search reported nothing found. The fire was under control with Q302 and E37 putting out hot spots. Q302 switched out with Q51. Q302 remained in rehab until cleared by command.

[BAT302] Battalion 302 self-assigned to a structure fire. On arrival, the fire had been knocked down and deemed under control. Command was transferred to me shortly after my arrival. After a brief overhaul, I cleared all units and released Fire TAC 201.

[BT301] I self-assigned to the structure fire due to units being on another fire in our district. I arrived on scene and E37 arrived before me and was pulling a rack line. There was fire in a vehicle in the front of the house, the porch, and the living room of the house. E37 started to knock the fire down. I performed a 360 and then assumed Command from E37. I had Unit 334 shut off the propane to the house. E27 arrived, assumed the backup role, and transferred their water to E37. Q302 then arrived and I assigned them Inside Truck. They went inside the house from the rear, conducted a search, and then started to check for extension of the fire up in the attic space. E37 had knocked down most of the fire. E43 and E29 arrived and were at level one staging. I had E43 bring in the water supply to E37 and then had E43 assume the role of RIC. Q51 and BAT08 arrived on scene and assumed Outside Truck and Safety. They conducted their 360, shut off the power to the house, and told me that there were two breakers tripped and they had been marked. They then started to work on overhauling of the outside of the house. I then called the fire under control. BAT302 arrived on scene and I gave him a run-down of what has happened and who was doing what. BAT302 then assumed Command and I cleared the incident.

March 14 (C) – Structure Fire – AutoAid Given (Austin) – 8000 W US 290 Highway

[ENG301] Engine 301 responded to a Still Box Alarm on Highway 290 in the city limits of Austin. The address is an apartment complex. The MDC noted that a chair on a balcony was on fire, but the tenant had extinguished it with a fire extinguisher. Upon arrival of the correct building, no smoke or fire could be seen from the exterior. Someone directed us to a corner apartment on the first floor. A wooden chair was found on the patio, not a balcony, and was charred along with light charring and smoke stains on the exterior siding in the corner of the patio. There were no flames. A quick inspection of the inside revealed no smoke or high heat buildup in the interior walls. No other resources were needed and all units were canceled. The chair was wetted down with a pump can along with the corner section of the siding. A trim piece was removed from the doorframe and no fire had penetrated the trim or siding. The temperatures from the TIC of the affected area cooled to below 70 degrees while we were on scene. A second inspection of the inside revealed no high heat buildup. The tenant was advised to contact apartment maintenance to make repairs to the siding. The fire most likely started due to used charcoal briquettes stored underneath the wooden chair. E301 cleared.

March 19 (C) – Grass Fire – 9906 Vikki Terrace

[ENG301] Engine and Brush Truck 301 responded to a grass fire on Vicki Terrace. While enroute, white smoke could be seen from Highway 290. Upon arrival of the address, a grass area approximately 100 square feet was smoldering with some flames along the flanks, head, and near two cedar trees. BT301 used the red line to extinguish from the black. Areas were also overhauled. A foam line was sprayed along the perimeter and the remaining water from the tank was used to wet the entire area.

The homeowner was burning plywood on his driveway, which started the grass fire. The homeowner was unaware of the burn ban and does not have internet access. A phone number was given so he could inquire about the burn ban and/or control burns on his property. E301 and BT301 cleared.

March 26 (C) – Structure Fire – AutoAid Received (Austin, CE-Bar, Westlake) – 8212 Barton Club Dr

[QNT302] Quint 302 was called out for a reported structure fire. Q302 arrived on the scene first and found fire showing from a first floor of a 4-story parking garage. Q302 setup and pulled a line to the garage and began an attack from the outside to reset the fire. After the fire was knocked down, we pulled the line into the garage to continue putting the fire completely out and overhaul. It was later determined that the area and cause was not normal, so we called for a Fire Marshal. Q302 with E902 and E1001 began to do salvage and overhaul to protect the area for investigation. Contents that we found seemed to be a storage area of furniture and other materials. Fire was completely put out and Q302 waited for the Fire Marshal to arrive. Q302 Officer then gave a statement to the Fire Marshal when he arrived. Q302 stood by while the Fire Marshal continued the investigation and assisted with anything needed. After the investigation, Q302 was cleared the scene.

Note that the area which was involved with the fire had a lot of fire load and fuel present.

[BAT302] Battalion 302 was dispatched to a fire at 8212 Barton Club Drive. On arrival, the first floor parking garage contents were on fire near the southern stairwell. Q302 pulled a rackline to get a quick knockdown, E902 and E1001 were retained for overhaul, BAT902 desired to stay on scene as safety. I requested the Fire Marshal's services and stayed on scene with Q302 until the investigation was concluded. All units were cleared.

March 28 (A) – Structure Fire – AutoAid Given (Austin) – 6806 Silvermine Dr

[ENG301] Engine 301 was called out for a box alarm. On arrival, E301 hit a hydrant and laid 5-inch line into E37. Once water supply was established, E301 was then assigned RIC. E301 set up RIC in the driveway of the house. Once fire was knocked down, E301 was told to break down RIC. After RIC was broken down, E301 then turned off the hydrants and picked up the water supply. E301 was then cleared off the call.

[QNT302] Quint 302 arrived as the first ladder and assumed inside truck. E37 was first on scene and had an initial knock down of an exterior deck fire prior to Q302's arrival. Q302 entered the home through front door and encountered thick brown smoke banked down to head level with moderate heat. Q302 began pulling ceiling and checking for extension in the Charlie side attic that was next to deck fire. Q302 found some smoldering materials and directed interior engines to begin cooling that area. Q302 crew then split up and completed a primary search with nothing found. Q302 then exited the structure and Inside Division was taken over by Q51. Q302 recycled bottles and had a brief rehab. Q302 was then assigned Charlie Division on the exterior and completed extinguishment of the smoldering deck fire. Q302 was then cleared by command. Q302 gathered all equipment, cleared, and returned into service after decon and switching into clean gear.

[BAT301] Battalion 301 self-assigned to the incident due to both of our units being assigned to the incident. I arrived on scene and assumed command of the incident from E37. We had a single story residential structure with fire on the Charlie side of the house that was potentially getting into the attic. E37 took a line to the rear to blitz the fire. E27 then arrived on scene and they assumed back up. The fire outside was knocked down and then E27 went inside and assumed attack with E37 as backup. Status from E27 was smoke banking down to chest high. Q302 arrived on scene and I assigned them Inside Truck. They went inside, conducted a primary search, started to pull ceiling, and checked to see if the fire was in the attic. E301 arrived and I had them assume Water Supply and bring in a supply line to E37. Their task was completed and E301 assumed RIC. BAT08 then arrived on scene and I assigned him to Safety. Q51 arrived, so I had them do Outside Truck and take care of utilities. RES20 and E43 then arrived and I had them Level One stage. Q302 reported that the Primary search was completed with nothing found. They were then checking for extension of fire in the walls and attic. Q302 stated the fire was under control. E37 and Q302 came out for Rehab. Q51 and E43 took their positions inside. With the fire being under control, this was a good time to turn over the incident to BAT08. I was released from the scene, so I cleared and went back into service.

Aid Responses

Austin
Pflugerville – TCESD #2
Manchaca – TCESD #5
Lake Travis FR – TCESD #6
Pedernales – TCESD #8
Westlake – TCESD #9
CE-Bar – TCESD #10
North Hays County
Total

March	
Received	Given To
26	22
0	0
0	0
4	1
0	0
8	2
2	0
0	1
40	26

2022	
Received	Given To
57	57
0	1
0	0
13	4
1	2
16	13
3	3
0	1
90	81

Operations & Training

Unscheduled OT hours
 Sick and Vacation hours taken
 Part Time hours
 Injuries
 Injuries lost time hours
 Physical Activity
 Volunteer Hours Contributed
 Training: Contact Classes Delivered
 Training: Contact Hours Delivered
 Staff Turnover

March	2022
416	1,928
786	1,986
0	72
1	3
22	58
91	221
61	306
1,191	2,489
2,677	6,159
0	0

Special Projects Status

- We supported the Oak Hill Parkway highway expansion project the week of April 11 while work was being conducted on some of Austin's main water lines. There were two days we staffed an extra Firefighter to respond our water tender in the event of a fire as pressures in the general area between their water storage tanks located near the intersection of Thomas Springs Road and Circle Drive to the intersection of Slaughter Lane and RM 1826. On another day later the same week, all water service was turned off for the entire day to the Ridgeview subdivision (across the highway from the Highway 290 and Circle Drive intersection). We again brought in an extra Firefighter to respond the water tender should a fire have occurred in that area. While no incidents of this nature were reported during these times, we were well prepared to continue serving the community.

Our average response time this month was 6:09 for all emergency incidents.

Our 90th percentile response time this month was 9:04 for all emergency incidents.

